20326C

0351EN4P

PARISOT INDUSTRIE 70800 SAINT LOUP SUR SEMOUSE -FRANCE-

Fabriqué en France

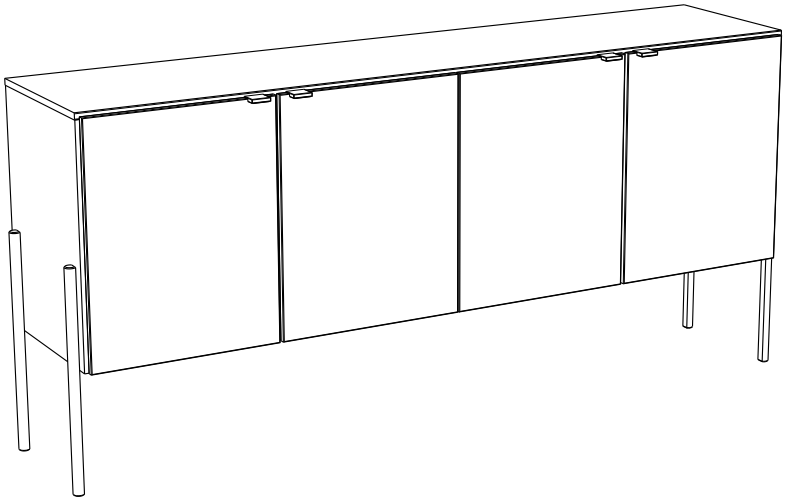

PARISOT INDUSTRIE

Gamme : JUNTO

FR *Remerciements :*
Nous vous remercions d'avoir choisi un meuble créé et fabriqué par le Groupe Parisot et espérons qu'il vous donnera entière satisfaction.

EN *Thanks:*
Thank you for choosing furniture designed and manufactured by the Parisot Group. We hope you are totally satisfied with your purchase.

DE *Danksagung:*
Wir danken Ihnen für den Kauf eines Frankreich von der Parisot-Gruppe entworfenen und hergestellten Möbelstücks und hoffen, dass Sie es zu Ihrer vollkommenen Zufriedenheit finden werden.

HU *Köszönet:*
Köszönjük, hogy a Parisot Groupe által létrehozott és gyártott bútort választott, reméljük, hogy elégedett lesz a termékkel.

PT *Agradecimentos:*
Obrigado por ter escolhido um móvel concebido e fabricado pelo Grupo Parisot, esperando que seja do seu inteiro agrado.

IT *Ringraziamenti:*
Grazie per avere scelto un mobile progettato e fabbricato dal Gruppo Parisot. Speriamo soddisfi appieno le vostre esigenze.

NL *Bedankje:*
Wij bedanken u voor de aankoop van een door de Groep Parisot ontworpen en vervaardigd meubel en hopen dat u er veel plezier aan zult beleven.

CZ *Poděkování:*
Děkujeme, že jste si vybrali nábytek navržený a vyrobený společností Parisot Group. Doufáme, že budete svým nákupem naprosto spokojeni.

ES *Agradecimientos:*
Les damos las gracias por haber elegido un mueble diseñado y fabricado por el Groupe Parisot y esperamos que sea de su total agrado.

PL *Podziękowania:*
Dziękujemy za wybór mebli stworzonych i wyprodukowanych przez Grupę Parisot. Mamy nadzieję, że będziecie Państwo w pełni zadowoleni z zakupu.

RO *Mulțumiri:*
Vă mulțumim că ați ales un articol de mobilier conceput şi fabricat de Grupul Parisot şi sperăm că veți fi pe deplin satisfăcuți de acesta.

RU *Благодарность:*
Мы благодарим вас за то, что вы выбрали мебель, созданную и произведенную Груп Паризо, и надеемся, что вы будете полностью удовлетворены нашей продукцией.

SK *Poďakovanie:*
Ďakujeme, že ste si vybrali nábytok navrhnutý a vyrobený spoločnosťou Parisot Group. Dúfame, že budete svojim nákupom absolútne spokojní.

SL *Hvala:*
Hvala, ker ste izbrali pohištvo,ki je dizajnirano in proizvedeno s strani Parisot Group. Upamo, da ste maksimalno zadovoljni z vašim nakupom.

TR *Teşekkür ederiz:*
Parisot Group tarafıından tasarlanan ve üretilen bu mobilyayı seçtiğiniz için teşekkür ederiz. Ürünümüzden memnun kalmanızı ümit ederiz.

ZH 感谢：
感谢您选择帕里索集团设计制造的家具。我们希望您对此次购买十分满意、

AR :شكر
نشكركم لاختياركم هذه القطعة من الأثاث من تصميم وتصنيع مجموعة باريزو Parisot ونتمنى أن تنال رضاءكم.

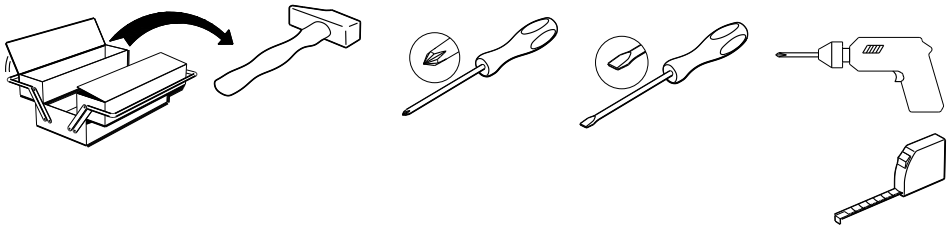

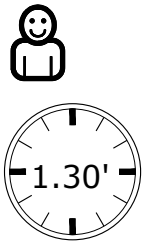

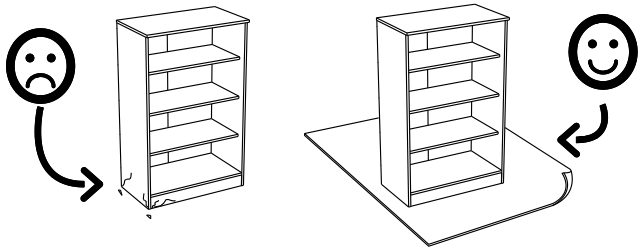

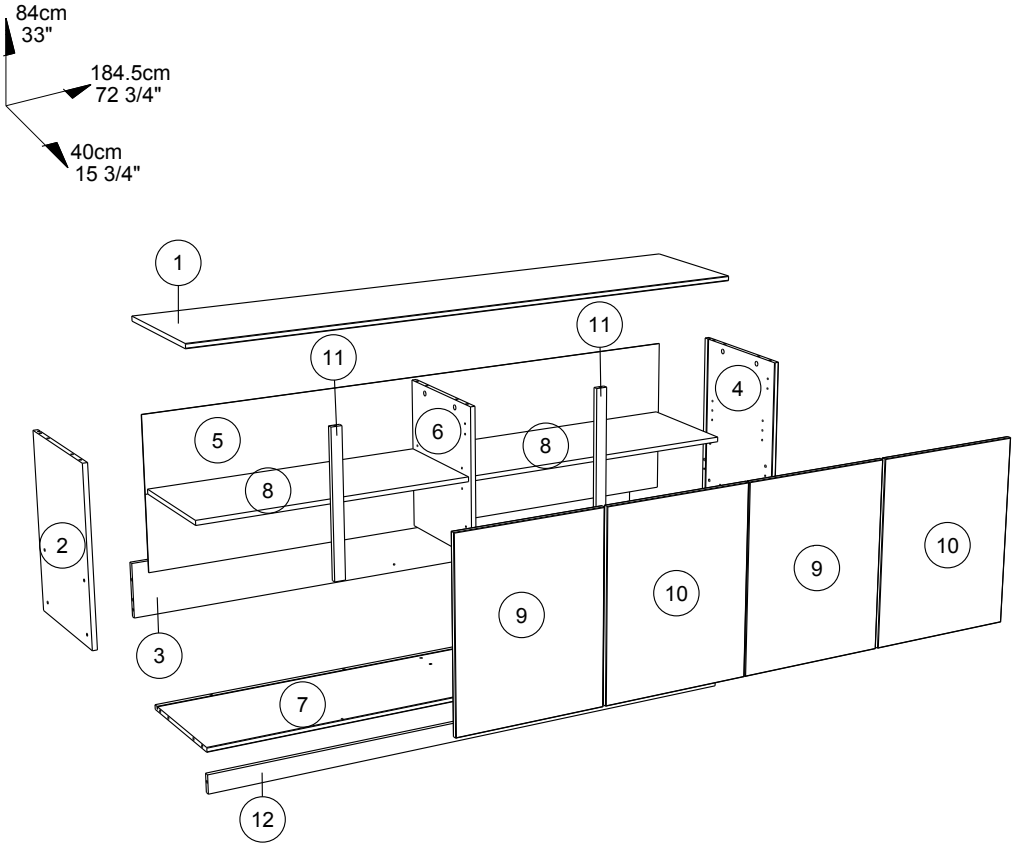

	mm			inch		
(11) x 2	468	35	16	18 7/16	1 3/8	5/8
(6) x 1	468	375	15	18 7/16	14 3/4	9/16
(2) x 1	544	396	15	21 7/16	15 9/16	9/16
(4) x 1	544	396	15	21 7/16	15 9/16	9/16
(9) x 2	550	440	15	21 5/8	17 5/16	9/16
(10) x 2	550	440	15	21 5/8	17 5/16	9/16
(8) x 2	876	359	15	34 1/2	14 1/8	9/16
(12) x 1	1767	61	15	69 9/16	2 3/8	9/16
(3) x 1	1767	174	15	69 9/16	6 7/8	9/16
(7) x 1	1767	395	15	69 9/16	15 9/16	9/16
(1) x 1	1799	397	15	70 13/16	15 5/8	9/16
(5) x 1	1783	484	3	70 3/16	19 1/16	1/8

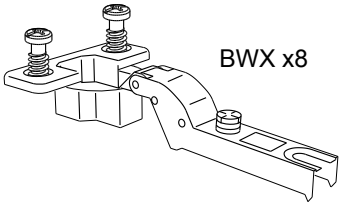

BWX x8

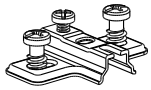

BWU x8

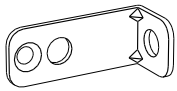

BLL x 6

Ai x 18

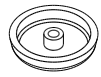

BML x 4

EP x3

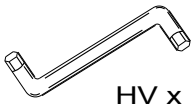

HV x 1

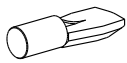

BWD x10

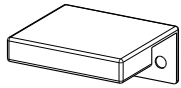

POi x4

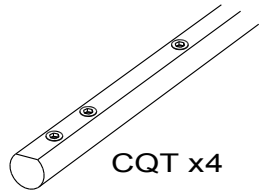

CQT x4

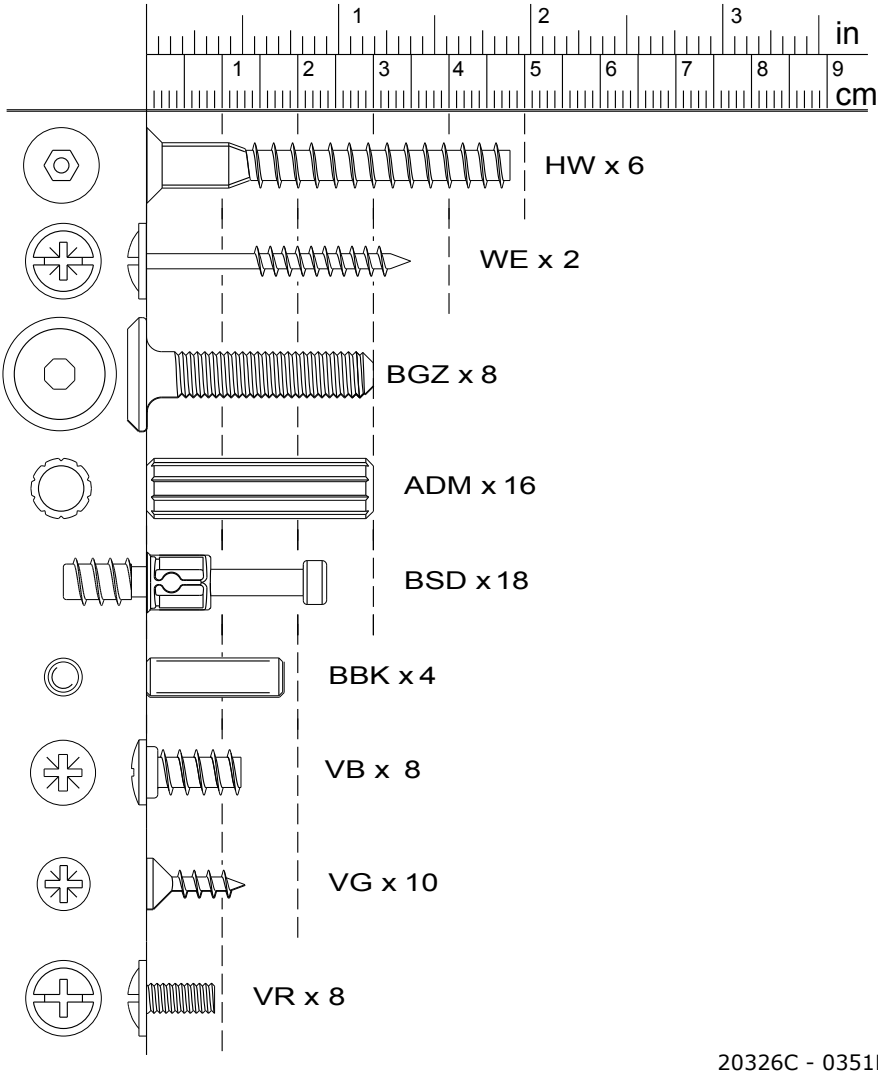

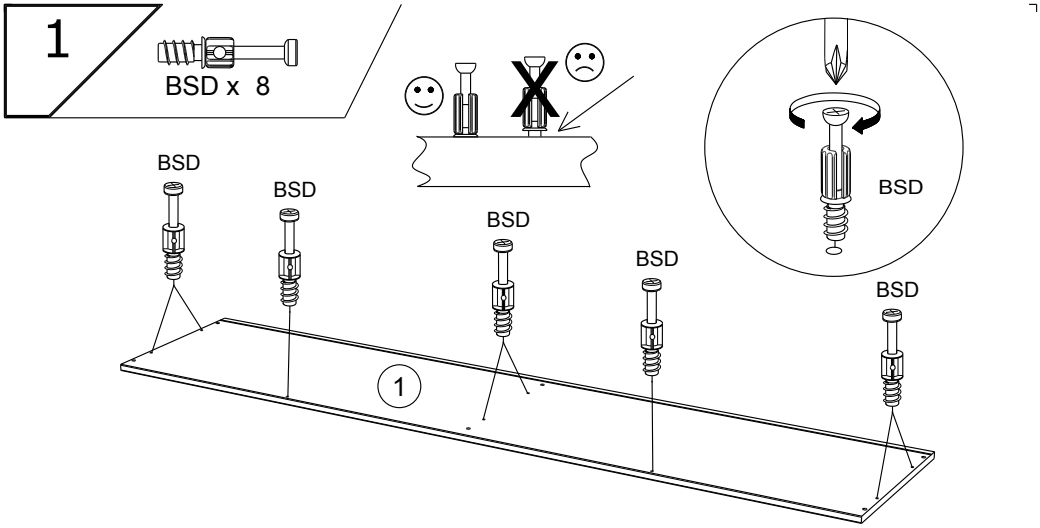
1
BSD x 8
BSD
BSD
BSD
BSD
BSD
BSD
1

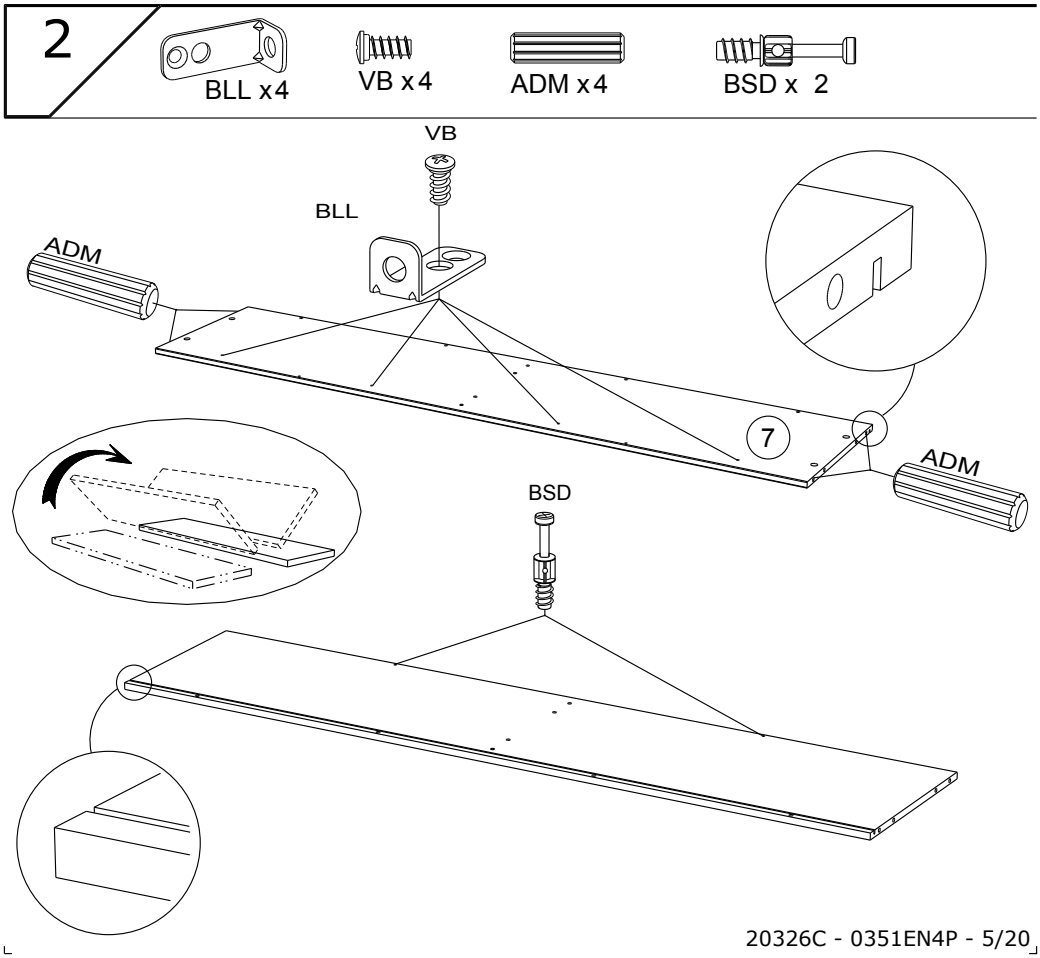
2
BLL x4
VB x4
ADM x4
BSD x 2
VB
BLL
ADM
7
ADM
BSD

4

ADM x4

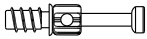

BSD x 8

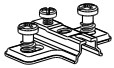

BWU x4

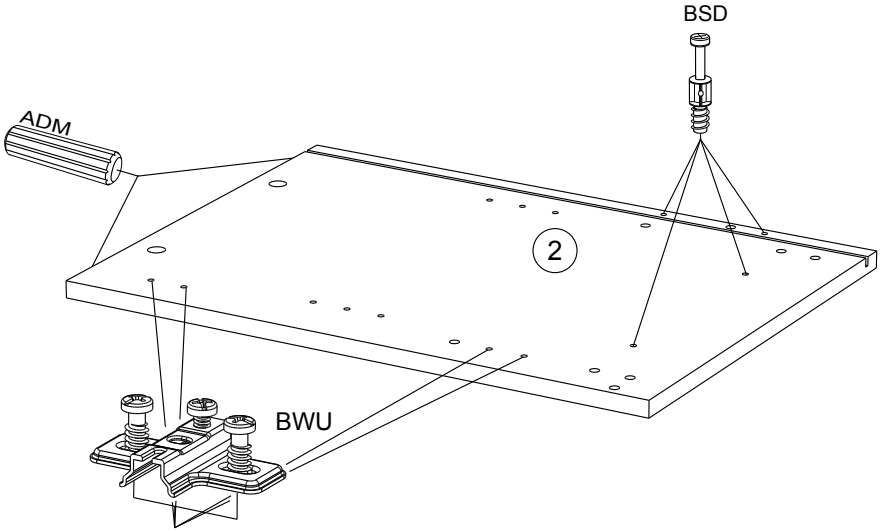

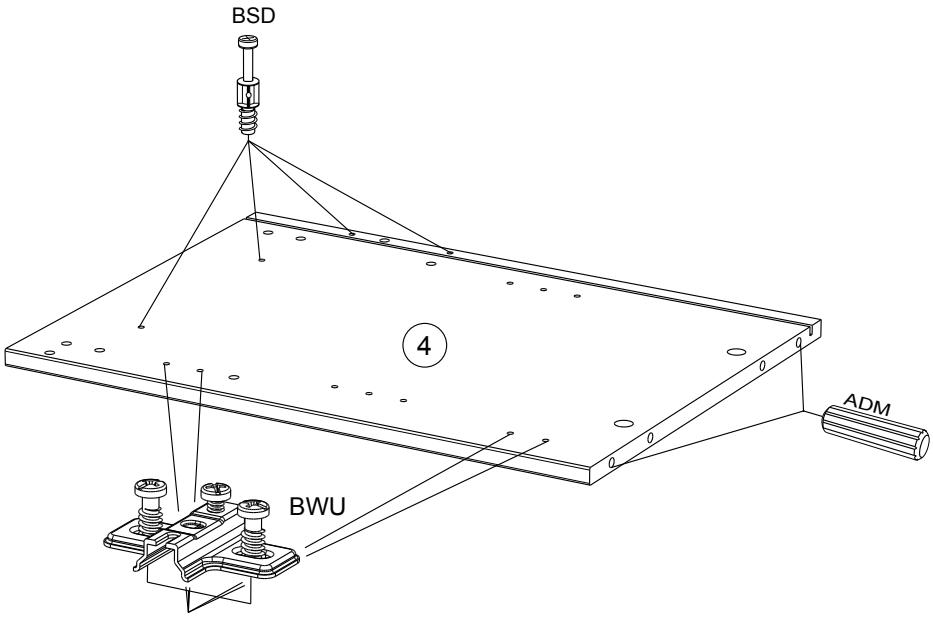

5

ADM x4

BWU x4

BBK x 4

VR x 8

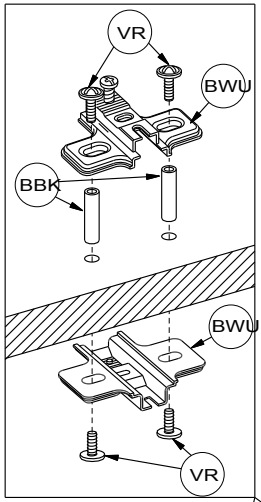

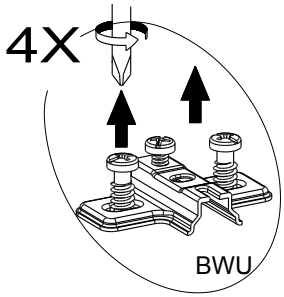

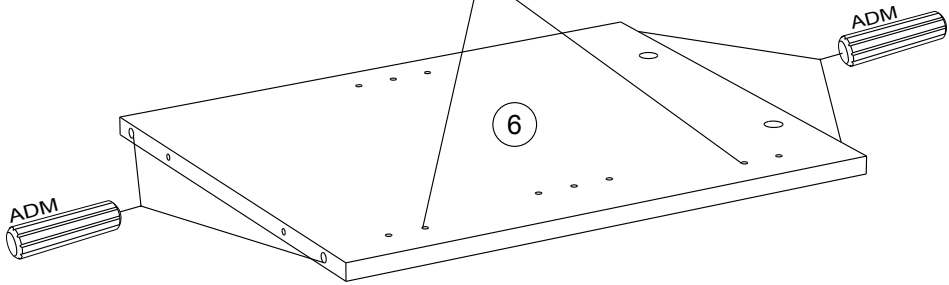

6

ADM x2

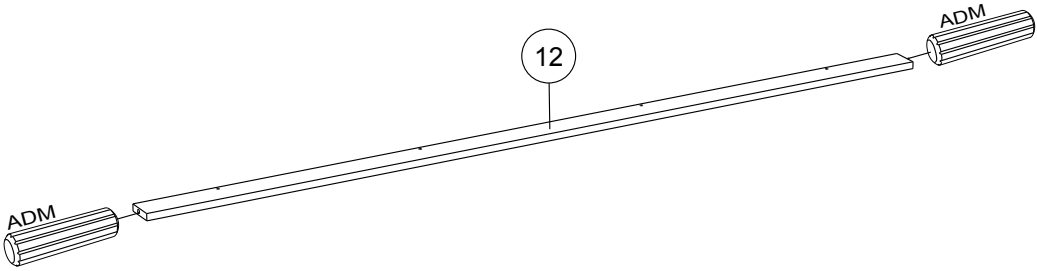

7

ADM x 2

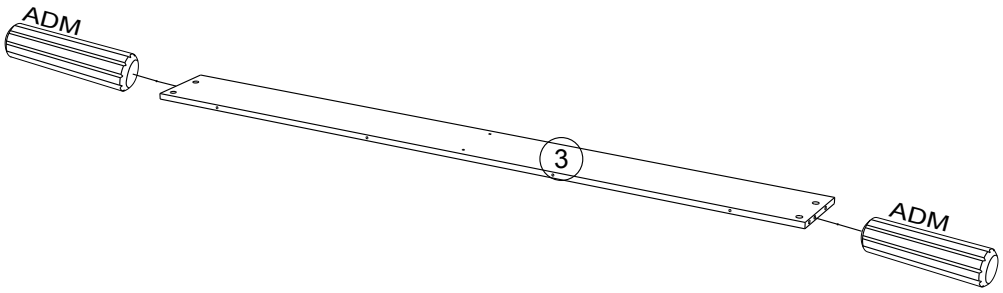

8

BGZ x 8

HV x 1

CQT x 4

BML x 4

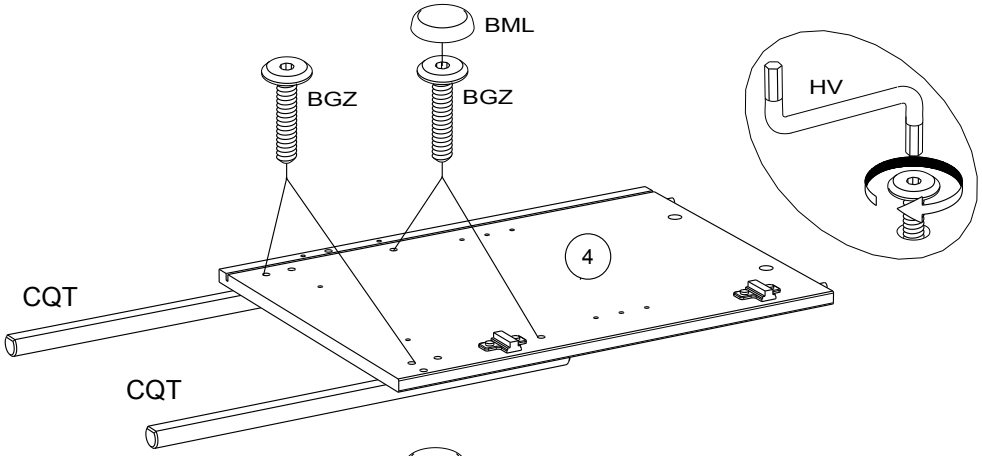

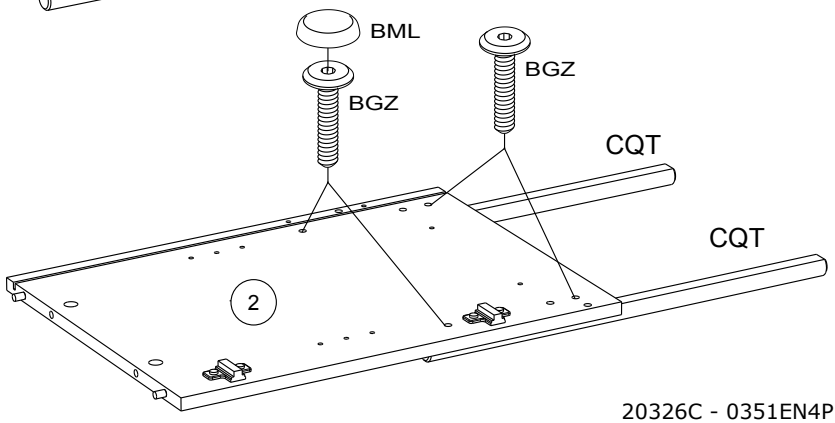

9

Ai x 2

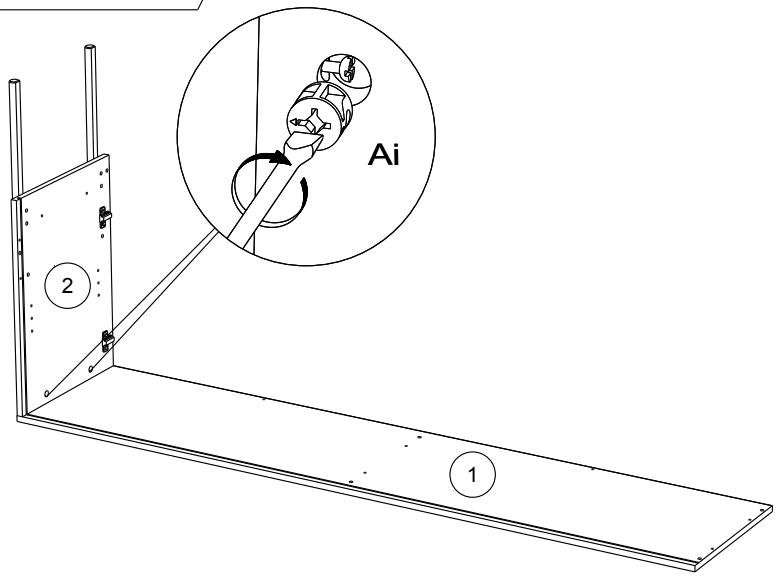

10

Ai x 2

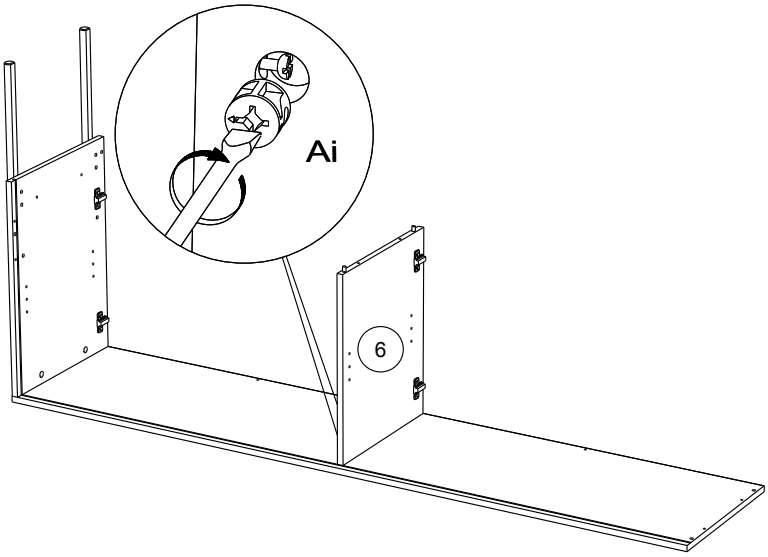

11

Ai x 2

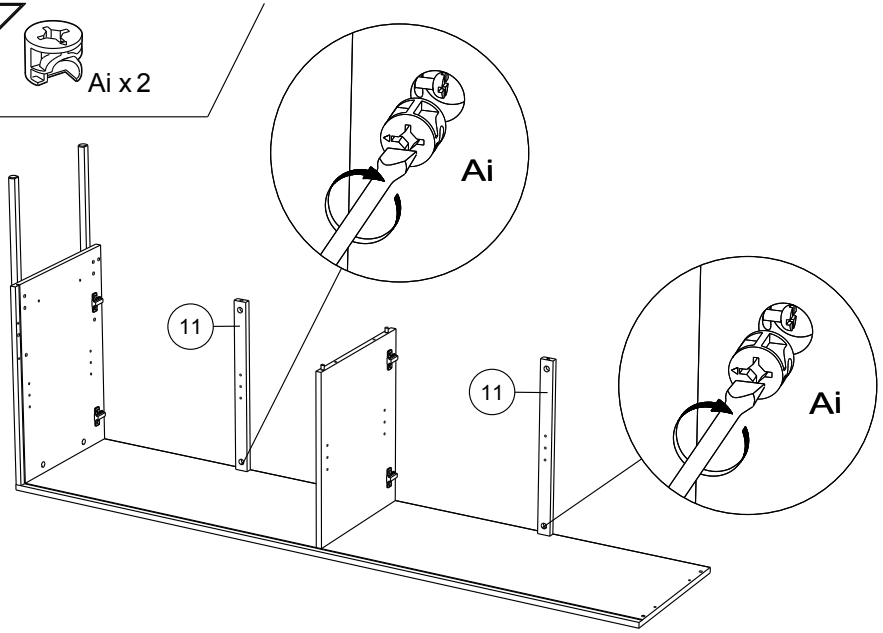

12

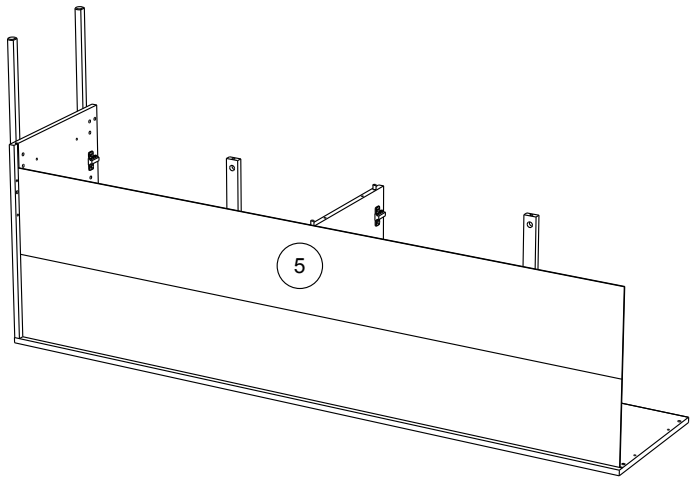

13

Ai x 4



HW x 2

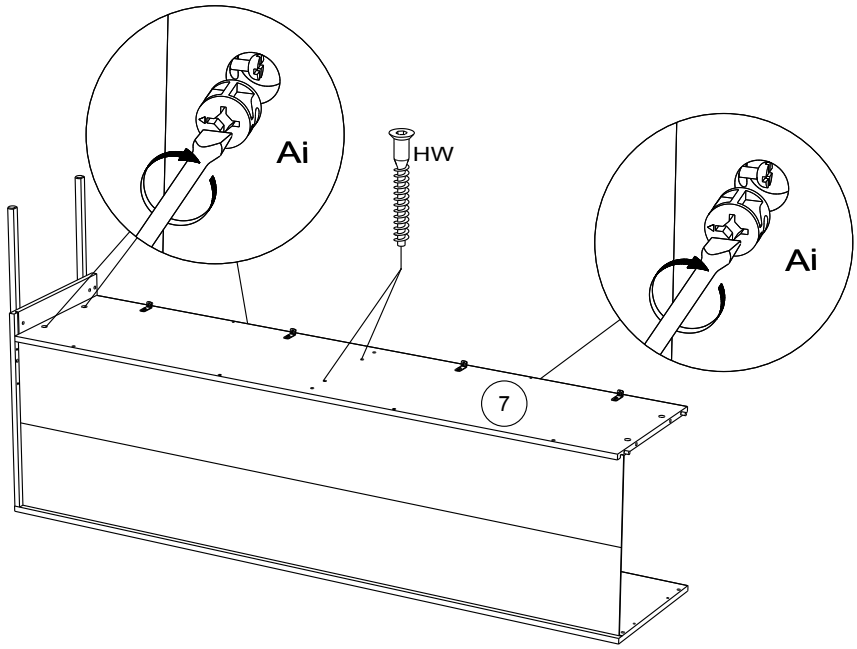

14

VB x 4

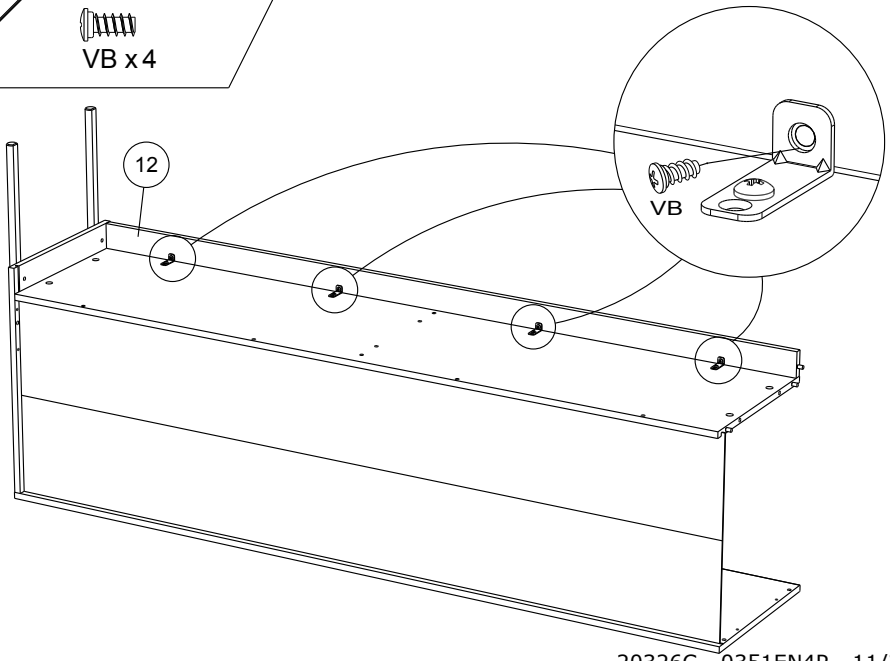

15

Ai x 2

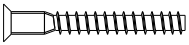

HW x 4

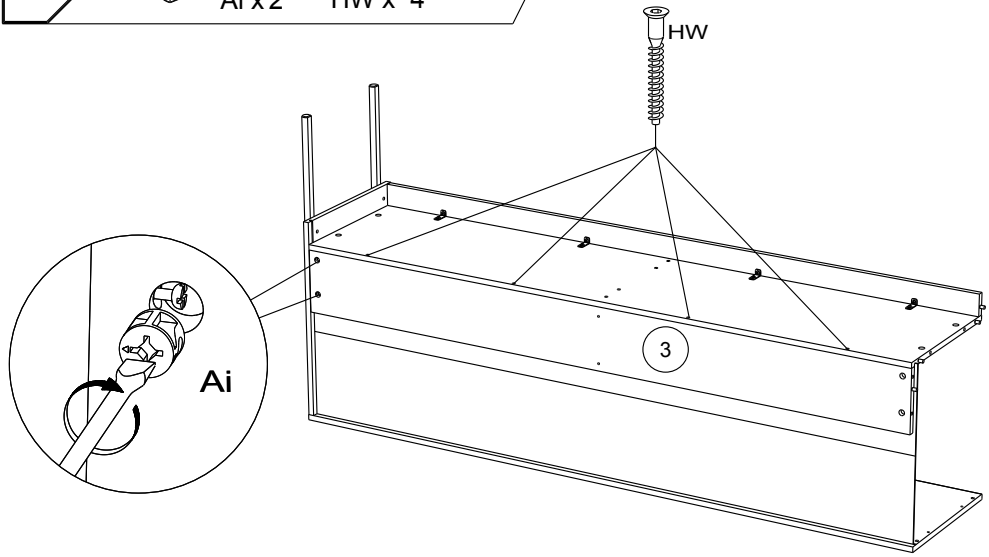

16

Ai x 6

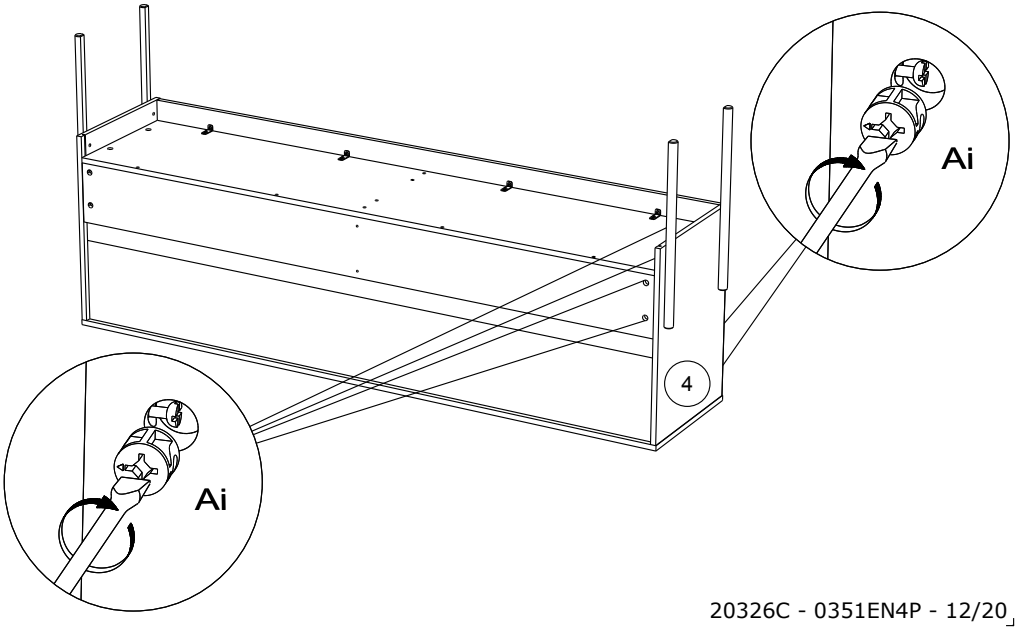

17

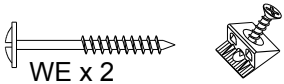

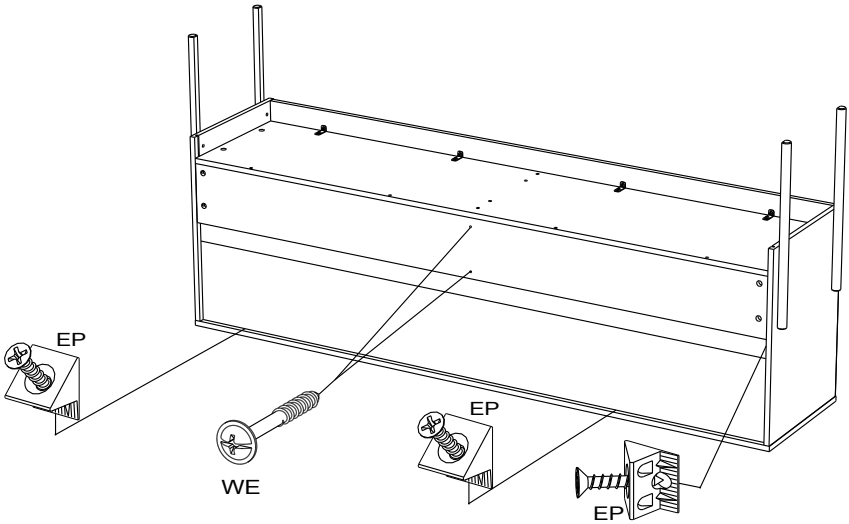

18

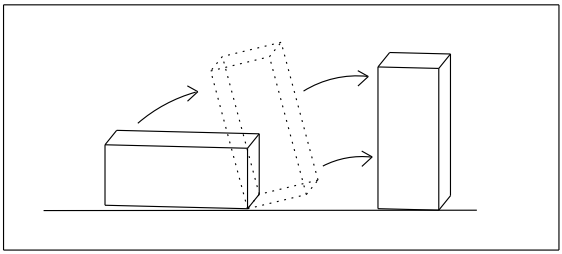



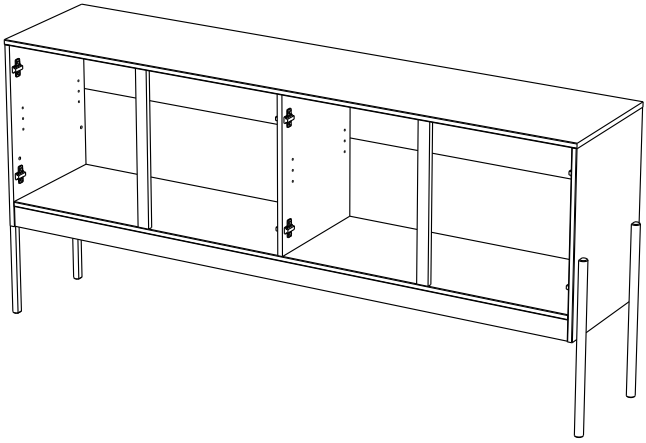

FR Pour votre sécurité : Fixation du meuble au mur.
Attention, la fixation doit être réalisée par une personne compétente car cela nécessite des chevilles adaptées à la nature de votre mur.

EN For your safety: Due to risk of overturning, this product must be used with the wall attachment device provided, this should be carried out by a competent person.

DE Zu Ihrer Sicherheit: Befestigen Sie das Möbel an der Wand.
Achtung: Diese Befestigung ist durch eine fachlich kompetente Person vorzunehmen.
Hierfür sind für die Bauweise Ihrer Wand geeignete Dübel einzusetzen.

ES Por su seguridad: Fijar el mueble a la pared.
Advertencia: la fijación la ha de llevar a cabo por personal adecuado, ya que requiere el uso de tacos que se adapten al tipo de pared.

PT Para sua segurança: fixação do móvel ao muro.
Atenção: a fixação deverá ser efetuada por pessoa habilitada, visto que são necessárias cavilhas adaptadas ao tipo de parede.

IT Avvertenza di sicurezza: il fissaggio del mobile a parete deve essere realizzato da una persona competente, in quanto l'operazione richiede l'impiego di tasselli adatti alla natura del muro.

NL Voor uw veiligheid: bevestiging van het meubel aan de muur.
Opgelet de bevestiging moet worden uitgevoerd door een bekwaam persoon daar dit voor uw type muur geschikte pluggen vereist.

CZ Z bezpečnostních důvodů: upevněte nábytek do zdi.
Pozor, upevnění je třeba svěřit kompetentní osobě, neboť vyžaduje hmoždinky vhodné pro vaši zeď.

HU Az Ön biztonsága érdekében : a bútor falra rögzítése.
Figyelmeztetés : a rögzítés csak megfelelö szakképesítéssel rendelkezö személy által végezhetö el, mert a rögzítéshez a falnak megfelelö csavarokra van szükség.

PL Dla bezpieczeństwa: mocowanie mebla do ściany.
Uwaga, mocowanie musi zostać wykonane przez osobę kompetentną, ponieważ wymaga to zastosowania kołków dostosowanych do rodzaju ściany.

RO Pentru securitatea dumneavoastră: fixarea mobilierului de perete.
Atenție, fixarea trebuie să fie realizată de o persoană calificată, deoarece sunt necesare dispozitive de fixare adaptate caracteristicilor peretelui dumneavoastră

RU Для вашей безопасности: Крепление мебели к стене
Внимание! Крепление должно производиться опытным специалистом, т.к. для такой установки потребуются штифты, соответствующие типу вашей стены.

SK Z bezpečnostných dôvodov: nábytok upevnite k stene.
Dbajte na to, aby upevnenie vykonala kompetentná osoba, pretože pri upevňovaní sa vyžadujú kolíky vhodné do materiálu, z ktorého je stena vyrobená.

SL Za vašo varnost: Enota naj bo pritrjena na steno. Pozor: To naj stori kompetentna oseba, ker je potrebno uporabiti pravilni nosilec glede na vrsto stene ki jo uporabljate.

TR Güvenliğiniz için: Mobilyanın duvara sabitlenmesi
Dikkat, sabitleme işlemi uzman biri tarafından yapılmalıdır çünkü bu işlem için duvarınızın malzemesine uygun dübellerin kullanılması gerekmektedir

EL Για την ασφάλειά σας : στερέωση των επίπλων στον τοίχο.
Προσοχή, η στερέωση πρέπει να γίνεται από ικανό άτομο, καθώς απαιτούνται σφήνες προσαρμοσμένες στη φύση του τοίχου σας.

AR لسلامتك الشخصية: تثبيت قطعة الأثاث على الحائط
تحذير، يجب أن يقوم شخص متخصص بعملية التثبيت على الحائط إذ أنها تتطلب اسفينا معينا يتوافق مع طبيعة الحائط نفسه.

ZH 为了您的安全：本产品必须靠墙安装。
NB 本产品必须由专业人士安装，且您必须使用符合您的墙壁类型的罗威纤维管。

19

VG x 2

BLL x2

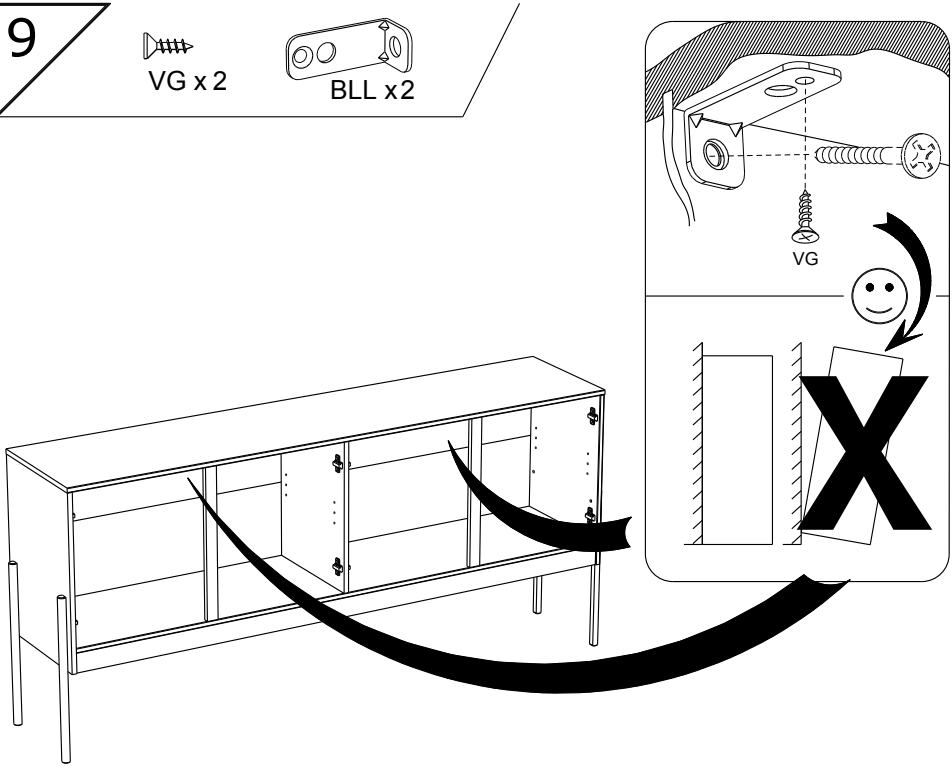

20

BWD x 10

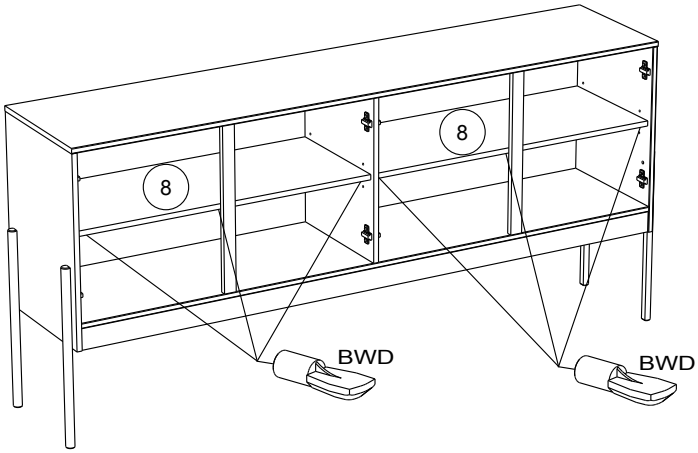

21

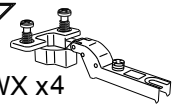

BWX x4

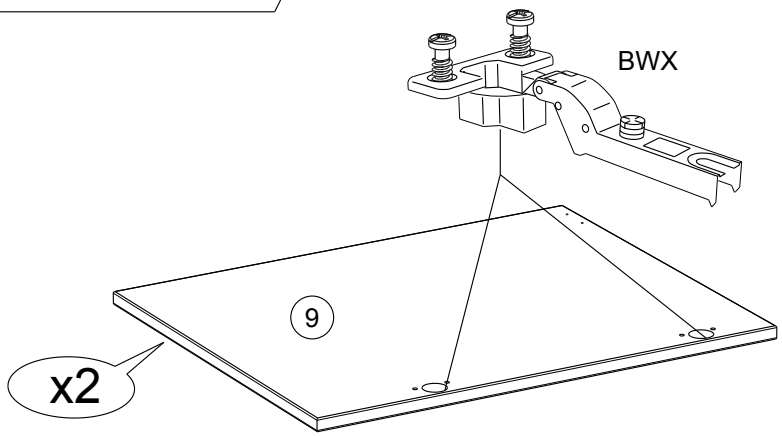

22

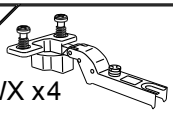

BWX x4

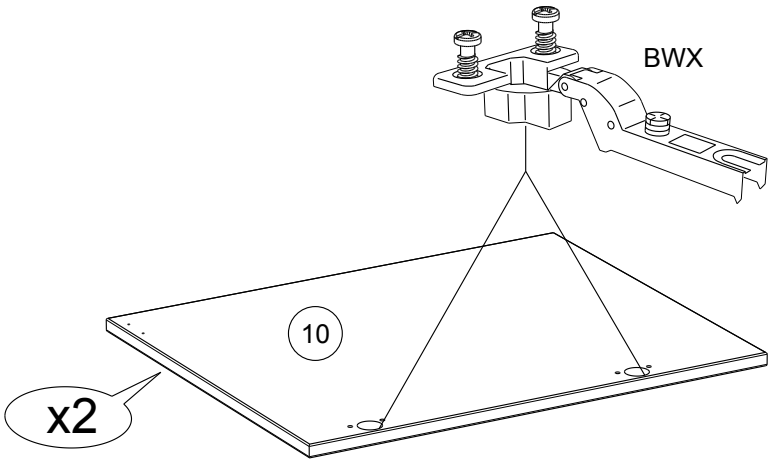

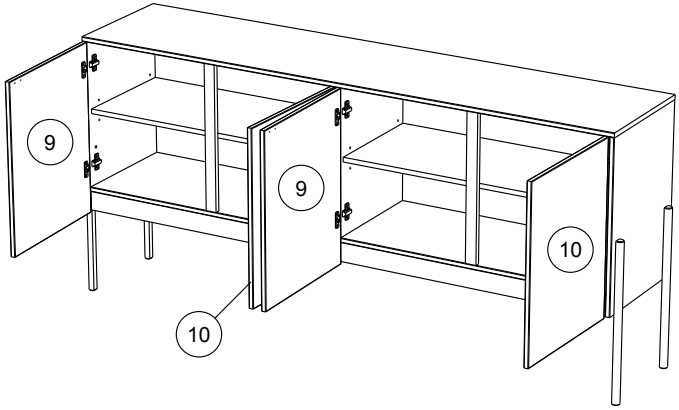

RCH-N

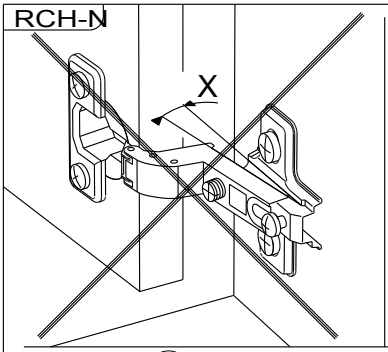

MONTAGE

GB *LEAFLET*
D *AUFBAUANLEITUNG*
E *MONTAJE*
P *MONTAGEM*
I *MONTAGGIO*
NL *MONTAGE*

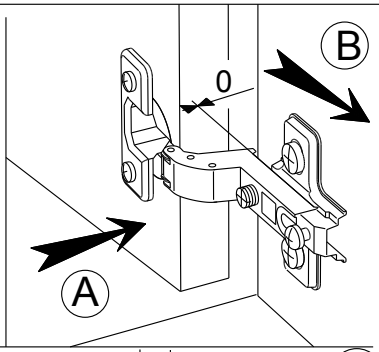

REGLAGE GB *ADJUSTING* E *AJUSTER* I *AGGIUSTAMENTO*
D *ANPASSUNG* P *REGULACAO* NL *AFSTELLING*

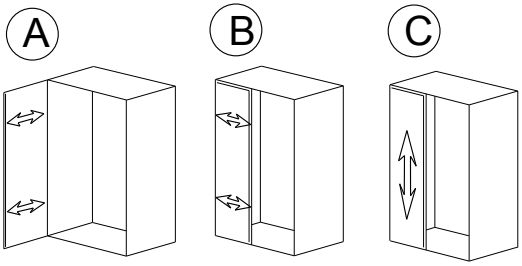

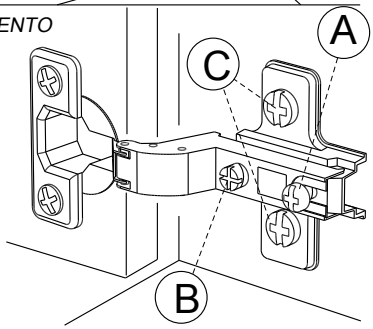

24

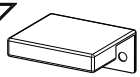

POi x4

VG x 8

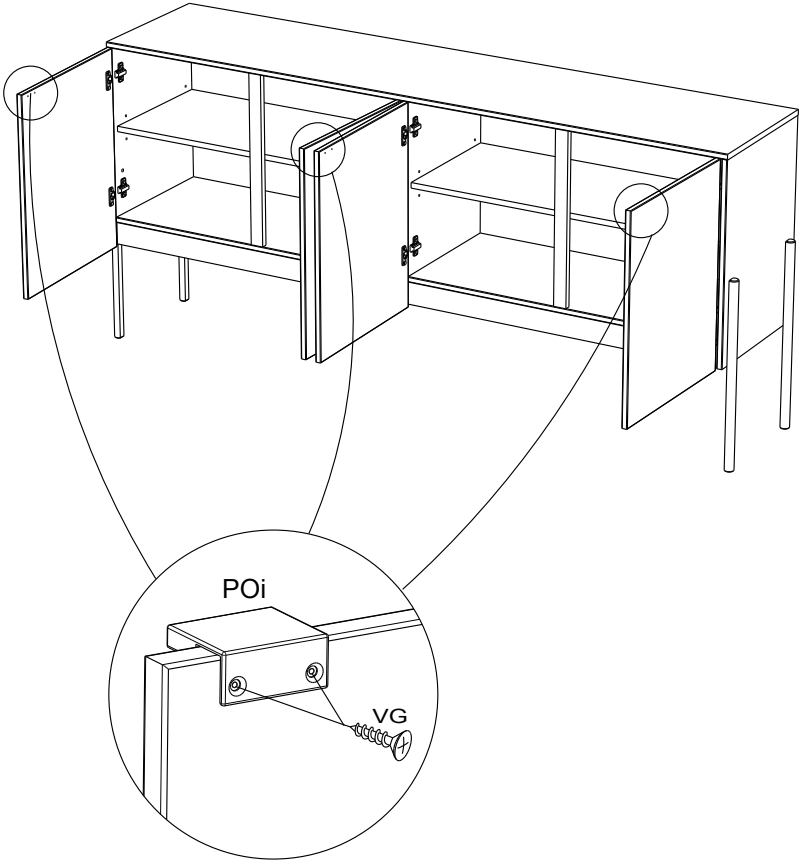

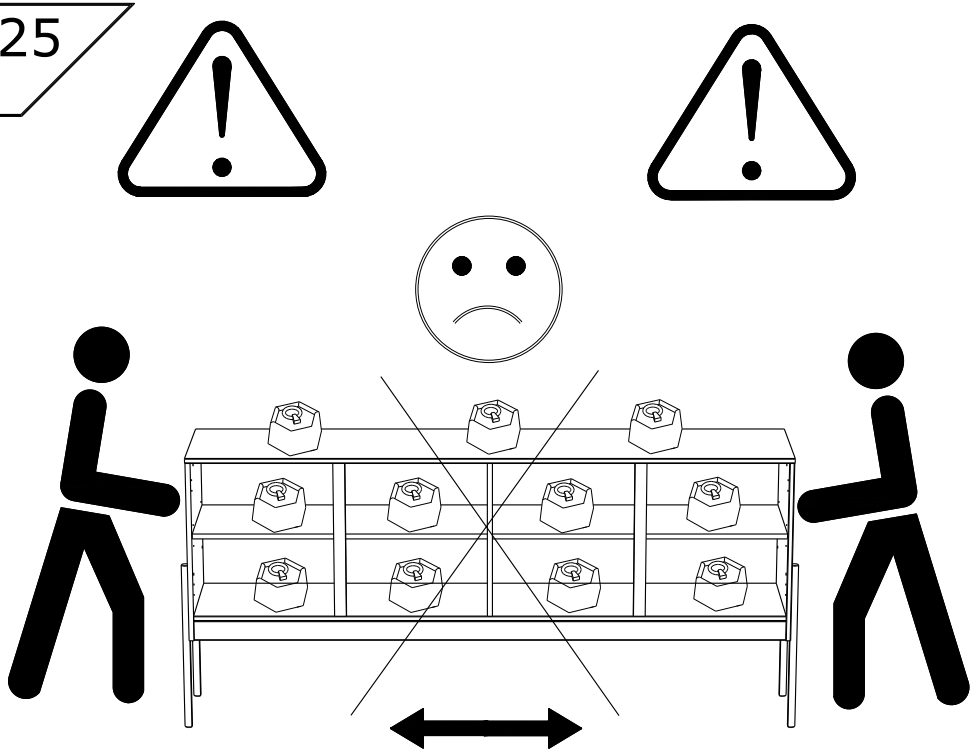

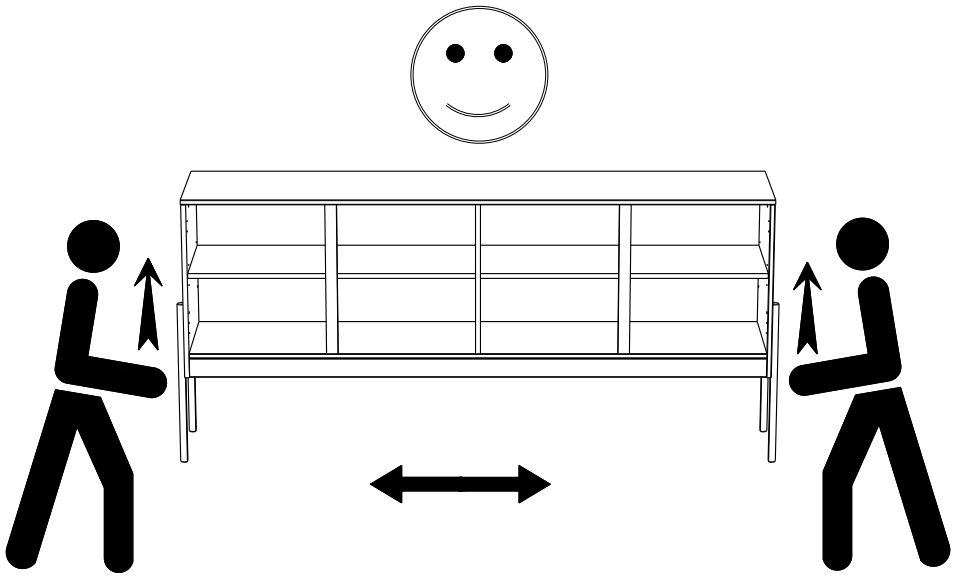

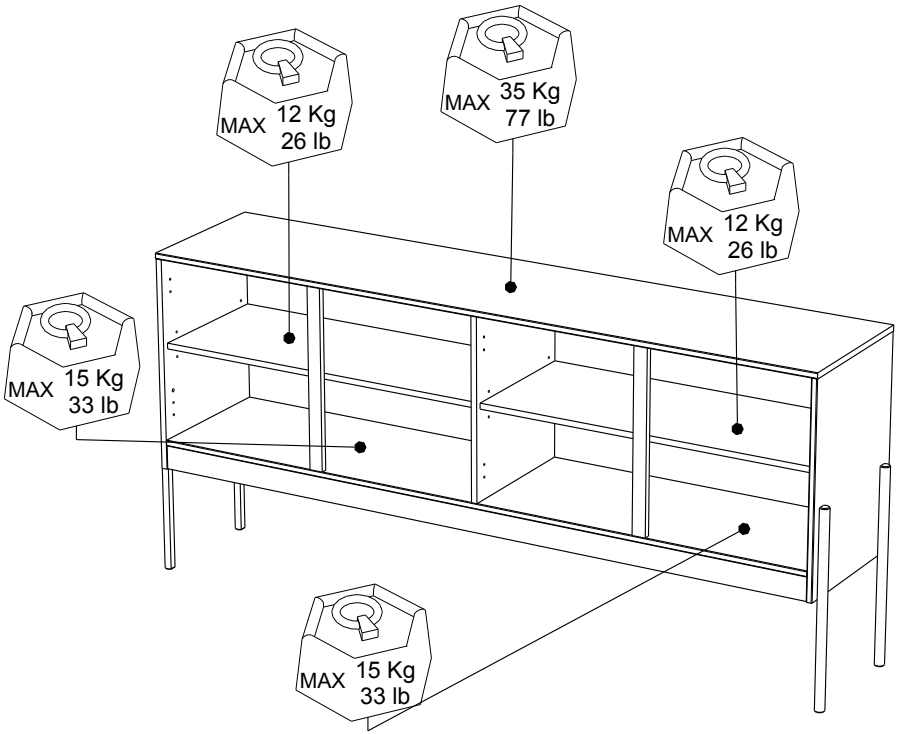

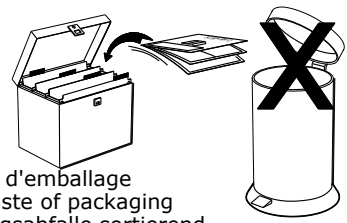

Faites un geste pour l'environnement en triant vos déchets d'emballage
Make a gesture for the environment by sorting out your waste of packaging
Machen Sie eine Bewegung fur die Umwelt, ihre Verpackungsabfalle sortierend
Haga un gesto para el medio ambiente escogiendo sus residuos de embalaje
Pensate all'ambiente riciclando i vostri rifiuti di imballaggio
Naredite uslugo okolju in lo ujte odpadke

20326C - 0351EN4P - 20/20